

WealthBuilder Equity Portfolios Quarterly Update

June 3, 2024

MRA Investment Committee

On May 28, 2024, the MRA Investment Committee (The Committee) held its regularly scheduled quarterly meeting to review the firm's equity-based portfolios, namely the **WealthBuilder Strategic Opportunity Portfolio** and the **MRA Dividend Focus Portfolio**. We discussed year-to-date results of the portfolios and our outlook for the first half of the year. We discussed the current holdings as well as recommended additions and deletions to the portfolios. We also discussed the current state of the economy and the challenges that we see ahead. The portfolios will be rebalanced and reallocated this week.

In our **WealthBuilder Strategic Opportunities** we are making the following changes:

SELLS:

Align Technology (ALGN)
Old Dominion Freight Line (ODFL)
Tesla (TSLA)
Visa Incorporated (V)

BUYS:

Broadcom (AVGO)
Cadence Design Sys (CDNS)
Chipotle (CMG)
Chubb (CB)
DoorDash (DASH)
EOG Resources (EOG)
GE Aerospace (GE)
Hilton Worldwide (HLT)
Lowe's Co (LOW)
Palo Alto Networks (PANW)
T Mobile (TMUS)
Taiwan Semiconductor (TSC)

In our **WealthBuilder Dividend Focus Portfolio** we are making the following changes:

SELLS:

Comcast Corporation Class A (CMCSA)
Union Pacific Corporation (UNP)
Goldman Sach Group (GS)
S&P Global Inc. (SPGI)
Honeywell Intl. (HON)
Lowe's Companies (LOW)
Nike Inc. (NKE)
Stryker Corporation (SYK)

BUYS:

Chevron Corp (CVX)
Lockheed Martin Corp (LMT)
United Parcel Service (UPS)
Amgen Inc (AMGN)
Pfizer Inc (PFE)
Bristol Myers Squibb (BMY)
EOG Resources Inc (EOG)
Altria Group (MO)
US Bancorp (USB)
Oneok Inc (OKE)
Kimberly Clark Corp (KMB)
Dominion Energy (D)
Paychex Inc (PAYX)
Fastenal Co (FAST)
Bank of America (BAC)

Market Commentary

2024 began with debates over a “soft” versus “hard” landing as the Fed attempted to stabilize the economy as well as over the sustainability of last year’s market rally. Only three months later, those concerns have given way to a calmer environment centered around fading inflation and the Fed’s plans for reducing interest rates. This has resulted in a strong market rally with the S&P 500 index, Dow Jones Industrial Average, and Nasdaq gaining 10.2%, 5.6%, and 9.1% year-to-date, respectively.

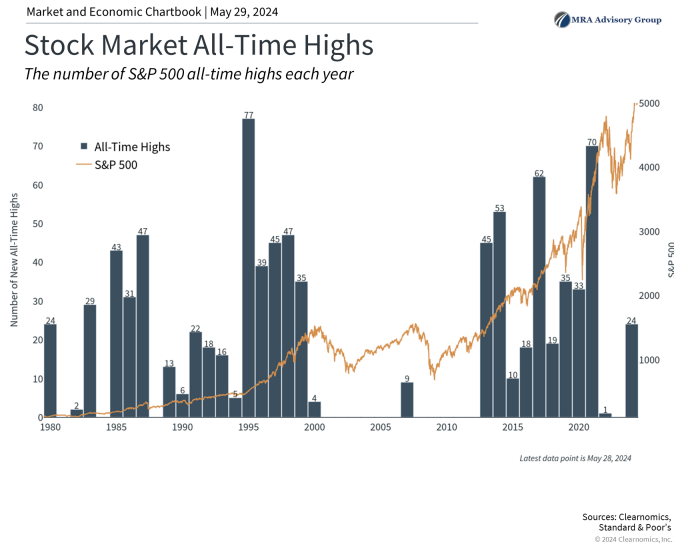
The economic environment has surprised many investors as inflation continues to fade. The Fed’s preferred measure of inflation, the Personal Consumption Expenditures index, rose 2.5% on a year-over-year basis for all prices and 2.8% when excluding food and energy, both significant improvements from their peaks only a year and a half ago. While some areas of inflation such as

shelter and energy costs remain problematic, inflation is steadily moving back to the Fed's long-term 2% target.

Meanwhile, unemployment is still under 4% despite layoffs in the tech sector, interest rates have been more stable with the 10-year Treasury yield around 4.2%, and stock market returns have broadened beyond artificial intelligence stocks. Despite these positive trends, some investors are concerned about the upcoming presidential election and the next phase of Fed policy. These worries are only amplified by the fact that the market is hovering near all-time highs.

In uncertain market environments, it's more important than ever for investors to maintain a long-term perspective. Below are three key insights for understanding upcoming events and how they have historically affected investors.

1. Steady economic growth has driven markets to new all-time highs



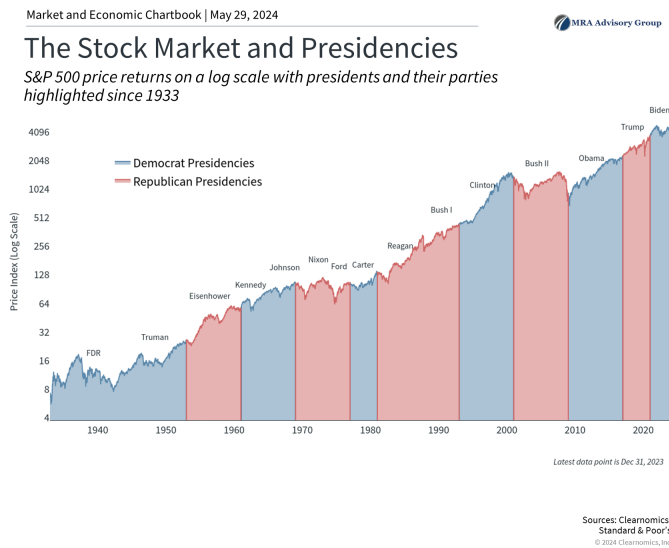
The S&P 500 has achieved 20 new all-time highs so far this year despite the brief market pullback during the first two weeks of the year. While this is positive for investors, it is easy to worry that continued market growth may not be sustainable. Do new all-time highs mean that the market is due for a pullback?

While price swings are an unavoidable part of investing, and the market does experience pullbacks from time to time, history shows that markets also tend to rise over long periods. During a bull market cycle, major stock market indices will naturally spend a significant amount of time near record levels, as shown in the accompanying chart. For instance, 2021 experienced 70 days with the market closing at new all-time highs, adding to the hundreds that were achieved since 2013.

Taking a long-term perspective allows investors to benefit from these market trends without constantly worrying about when a pullback might occur. Holding an appropriately diversified

portfolio can help investors to withstand market pullbacks without focusing too much on the exact level of the market.

2. Markets have rallied through both Democratic and Republican presidencies

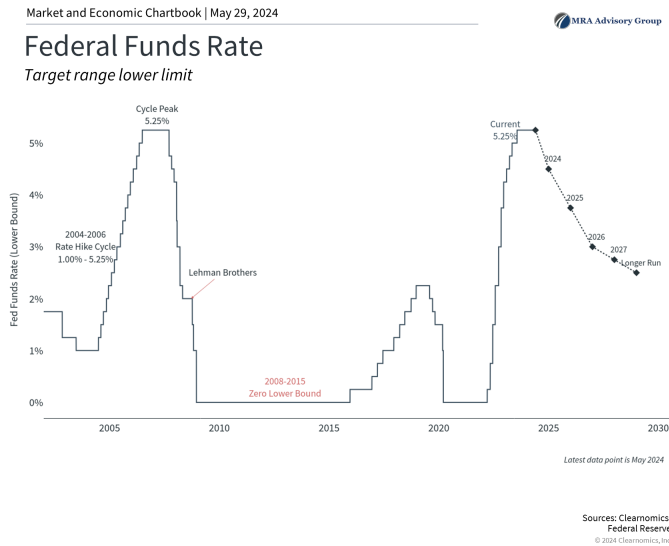


Coverage of the presidential election is heating up ahead of the November rematch between Presidents Biden and Trump. While elections are an important way for Americans to help shape the direction of the country as citizens, voters and taxpayers, it's important to vote at the ballot box and not with investment portfolios.

This is because history shows that markets can perform well under both Democrats and Republicans. As the accompanying chart shows, the economy and stock market have grown over decades regardless of who was in the White House. What mattered more across these periods were the ups and downs of the business cycle. The Clinton years, for instance, benefited greatly from the long expansion of the 1990s. The George W. Bush years, on the other hand, overlapped with both the dot-com crash and the 2008 global financial crisis. Business and market cycles defined their presidencies, and not the other way around.

Of course, politics can impact taxes, trade, industrial activity, regulations, and more. However, not only do these policy changes tend to be incremental, but also the exact timing and effects are often overestimated. Thus, it's important to focus less on day-to-day election poll results and more on the long-term economic and market trends. Ideally, investors concerned about the impact of specific policies on their financial plans should speak with a trusted financial advisor.

3. The Fed is expected to cut rates as inflation stabilizes



The market rally broadened beyond mega-cap technology stocks in the first quarter. The equal weight S&P 500, an alternative to the standard market cap-weighted index, hit a new all-time high in early March, a sign that a wider range of stocks is performing well. The positive economic outlook and the possibility of rate cuts have boosted optimism across many parts of the market.

Given this backdrop, the Fed is expected to cut rates later this year although the timing remains uncertain. The accompanying chart shows the possible path of the federal funds rate based on the Fed's latest projections, including three cuts this year. At its last meeting, the Fed cited strong job gains and low unemployment as indicators of solid economic activity but emphasized that "the Committee does not expect it will be appropriate to reduce [interest rates] until it has gained greater confidence that inflation is moving sustainably toward 2 percent."

Regardless of the exact timing and path of Fed rate cuts, these projections represent a reversal of the emergency monetary policy actions that began in early 2022. For investors, it's important to adapt to this changing environment and not focus solely on the events of the past few years.

The bottom line? With markets near all-time highs, a presidential election approaching, and Fed rate cuts expected to begin later this year, investors should stick to their financial plans while staying invested in the second quarter of the year. History shows that this is still the best way to achieve long-term financial goals.

MRA Advisory Group (“MRA”) does not guarantee the suitability or potential value of any specific investment or source of information and accepts no responsibility for reliance on such data. Past performance does not guarantee or indicate future results. This complete document is presented for informational purposes only and should not be considered as an offer to sell or as a solicitation of an offer to buy the securities or other instruments mentioned therein. Opinions expressed here are subject to change without prior notice. Products mentioned in this document may not be eligible for sale in some states or countries, nor suitable for all types of investors; their value and the income they produce may fluctuate and/or be negatively affected by exchange rates, interest rates or other factors. MRA is an SEC-registered investment advisor with principal offices in the state of New Jersey. Before investing, clients must complete a suitability profile with a MRA Advisory advisor in order to determine their investment objectives, time horizon, risk profile, among other factors. An individual portfolio recommendation will be presented to clients upon the completion of their respective suitability profile. MRA and its representatives comply with current registration and notification requirements imposed on registered investment advisers by the states in which Morris maintains clients. MRA may only conduct business in states in which it is registered/notified or qualifies for an exemption or exclusion from registration/notification requirements. This presentation is limited to the disclosure of general information regarding its investment advisory services. For information regarding MRA registration status, contact MRA or consult the Investment Adviser Public Disclosure website (www.adviserinfo.sec.gov). A complete description of MRA's fees is outlined in Part II of your Form ADV, which is available upon request or at www.mraadvisory.com

Copyright (c) 2024 Clearnomics, Inc. All rights reserved. The information contained herein has been obtained from sources believed to be reliable, but is not necessarily complete and its accuracy cannot be guaranteed. No representation or warranty, express or implied, is made as to the fairness, accuracy, completeness, or correctness of the information and opinions contained herein. The views and the other information provided are subject to change without notice. All reports posted on or via www.clearnomics.com or any affiliated websites, applications, or services are issued without regard to the specific investment objectives, financial situation, or particular needs of any specific recipient and are not to be construed as a solicitation or an offer to buy or sell any securities or related financial instruments. Past performance is not necessarily a guide to future results. Company fundamentals and earnings may be mentioned occasionally but should not be construed as a recommendation to buy, sell, or hold the company's stock. Predictions, forecasts, and estimates for any and all markets should not be construed as recommendations to buy, sell, or hold any security—including mutual funds, futures contracts, and exchange traded funds, or any similar instruments. The text, images, and other materials contained or displayed in this report are proprietary to Clearnomics, Inc. and constitute valuable intellectual property. All unauthorized reproduction or other use of material from Clearnomics, Inc. shall be deemed willful infringement(s) of this copyright and other proprietary and intellectual property rights, including but not limited to, rights of privacy. Clearnomics, Inc. expressly reserves all rights in connection with its intellectual property, including without limitation the right to block the transfer of its products and services and/or to track usage thereof, through electronic tracking technology, and all other lawful means, now known or hereafter devised. Clearnomics, Inc. reserves the right, without further notice, to pursue to the fullest extent allowed by the law any and all criminal and civil remedies for the violation of its rights.

