



WealthBuilder Equities Portfolio and Investment Committee Update

WealthBuilder Equities Portfolio Updates

On August 19, 2024, the MRA Investment Committee (The Committee) held its regularly scheduled quarterly meeting to review the **WealthBuilder** equities portfolios – Strategic Opportunities Portfolio and Dividend Focus Portfolio. We discussed the current holdings as well as recommended additions and deletions to the portfolios. We also discussed the current state of the economy and the continued challenges that we see ahead.

In the **WealthBuilder Strategic Opportunities Portfolio**, we are making the following sales and purchases:

SELLS

CDNS Cadence Design System Incorporated

CMG Chipotle Mexican Grill Incorporated

MDB MongoDB Incorporated Class A

ROST Ross Stores Incorporated

SPGI S&P Global Incorporated

NOW Servicenow Incorporated

SNOW Snowflake Incorporated Class A

TMUS T-Mobile US Incorporated

BUYS

ANET Arista Networks Inc Com

CEG Constellation Energy

PWR Quanta Services

MCO Moody's
PG Proctor and Gamble
IR Ingersol Rand
LRCX Lam Research
TT Trane Technologies
IBKR Interactive Brokers Group
KKR KKR & Co
COO Cooper Companies
DHR Danaher
PGR Progressive Co
FTI Technipfmc Plc Com
BKNG Booking.Com
UBER Uber
HUBS Hubspot
ORCL Oracle
PANW Palo Alto
ALNY Alnylam Pharmaceuticals Inc Com
REGN Regeneron
DPZ Dominos Pizza
GRMN Garmin

In the **WealthBuilder Dividend Focus Portfolio**, we are making the following sales and purchases:

SELLS

AAPL Apple Inc Com

COST Costco Wholesale Corp Com

D Dominion Energy

FAST Fastenal Co Com

INTU Intuit Inc Com

LIN Linde Plc Com

MA Mastercard Inc Cl A

MCD Mcdonalds Corp Com

QCOM Qualcomm Inc Com

V Visa Inc Cl A

BUYS

ADP Automatic Data Processing Inc Com

CB Chubb Ltd Com

CL Colgate Palmolive Co Com

CMCSA Comcast Corp Cl A

ETN Eaton Corp Plc Com

FITB Fifth Third Bancorp Com

GD General Dynamics Corp Com

GS Goldman Sachs Group Inc Com

HSY Hershey Co Com

HON Honeywell International Inc Com

INTC Intel Corp Com

IBM International Business Machines Com

LOW Lowes Cos Inc Com

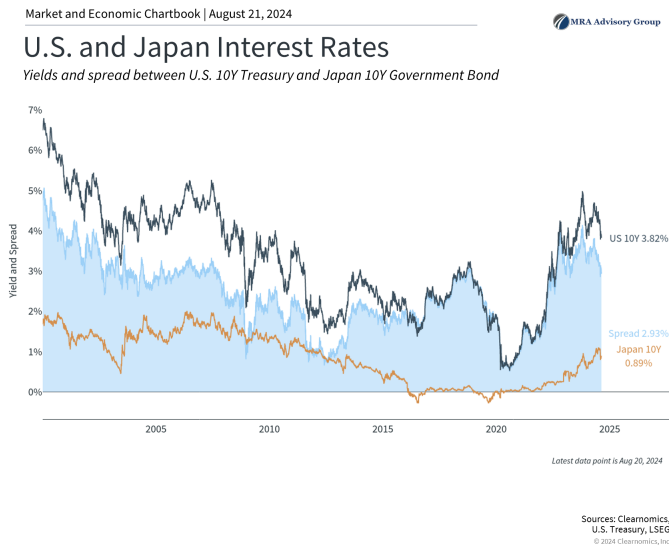
LYB Lyondellbasell Industries Ord A

MTB M&T Bank Corp Com
MDT Medtronic Plc Com
MDLZ Mondelez International Inc Cl A
NEE Nextera Energy Inc Com
RF Regions Financial Corp Com
RTX Rtx Corp Com
SBUX Starbucks Corp Com
TROW T Rowe Price Group Inc Com
UNP Union Pacific Corp Com

If you would like to have a discussion regarding any of the changes we have made, please reach out to your MRA Advisor and they will be happy to share our philosophy and methodology behind the portfolio changes.

Financial markets have felt more fragile recently with investors concerned about the economy, the possibility that the Fed may be behind on cutting rates, and some disappointing tech earnings. Ironically, despite the market volatility last week, major indices were mostly unchanged from Monday to Friday. While they are down from their recent all-time highs, and there is heightened market uncertainty, the S&P 500, Nasdaq, and Dow are still up 13%, 12%, and 6% with dividends this year. This is a reminder that while market swings are never pleasant, looking past short-term volatility is the best way for investors to stay focused on their goals.

The unwinding of the Japanese carry trade



In addition to economic and fundamental factors, market technicals may have also worsened the recent pullback, with investors focused on the unwinding of the Japanese carry trade. Much has already been written on this topic in the financial news, but it is an important example of how technicals can impact markets in the short run even as fundamentals drive returns in the long run. What is a carry trade and why is it being blamed for global stock market declines?

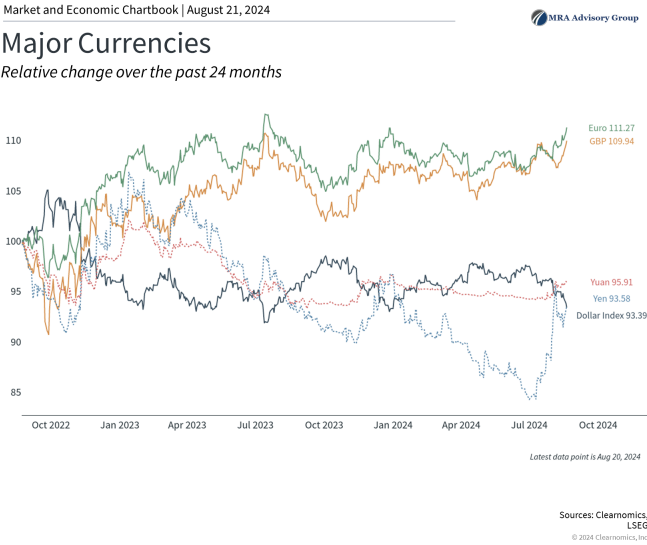
While it may seem complex at first, the concept of a carry trade is actually quite easy to understand. A carry trade simply involves borrowing at lower interest rates and investing at higher interest rates, thereby earning the difference in yields. This also requires buying and selling currencies since investors will often utilize government bonds around the world. In general, carry trades are more attractive when there is a large difference in interest rates and when currencies are stable.

Borrowing using the Japanese yen for the carry trade has been popular for decades since Japan's interest rates have been extremely low. Until recently, the Bank of Japan's policy rate had been negative since 2016 and had not been higher than 0.1% since 2008. In fact, the highest it has been this century is 0.5%. There were many reasons for low rates in Japan including the risk of deflation, sluggish growth, and poor demographic trends. This period is sometimes referred to as Japan's "lost decades."

This all changed recently due to rising inflation and the Bank of Japan raising rates to 0.25%, all while the Fed is expected to cut rates. Not only does this decrease the interest rate

differential between the U.S. and Japan, but the Japanese yen has also strengthened over the past month and jumped overnight when market volatility hit. These market moves work against the typical carry trade since the difference in rates shrinks and the borrowing currency becomes more expensive. Note that the way the yen is typically quoted – the number of Japanese yen per U.S. dollar – a higher number represents a weaker yen.

Recent volatility has been worsened by financial leverage



On its own, the reversal of one trade does not usually trigger widespread concern, especially on a global scale. However, since carry trades depend on borrowing, they can have an amplified effect. This concept, known as financial leverage, has worsened market crises throughout history including the 2008 global financial crisis, the 1997 Asian currency crisis and collapse of Long-Term Capital Management, and even the Crash of 1929.

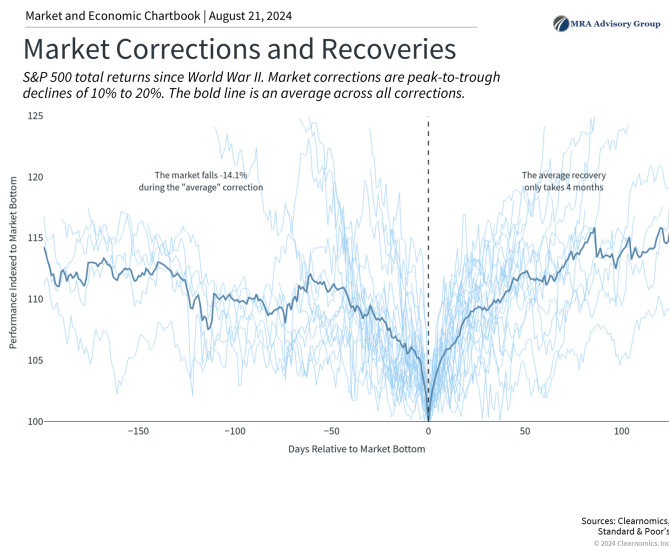
As the economist Hyman Minsky explained, "the more stable things become and the longer things are stable, the more unstable they will be when the crisis hits." In this case, the carry trade has a long history and is based on economic trends that have lasted for decades. The longer a trade works, the more willing investors are to steadily increase the size of their bets – just as a gambler does in a casino when they believe they are on a hot streak. Eventually, there is likely to be a “Minsky Moment” whereby the unwinding of the trade is worsened by this leverage. Naturally, investors avoid the trade for some time, before returning and beginning the cycle anew.

This concept is crucial for investors since it highlights the importance of monitoring financial stability and the potential risks associated with excessive optimism and risk-taking in financial markets. Most recently, this occurred in 2021 during the so-called “everything rally” following

the pandemic. These periods are characterized by excessive optimism that is detached from market and economic fundamentals.

However, it's also important to keep in mind that shocks to different parts of the market are not unusual, and not every potential source of fragility results in this level of volatility. Many economic cycles experience periods of expansion and contraction without triggering a crisis on the order of 2008 or 2020. Last year's banking crisis is a recent example of a serious issue that eventually stabilized. So, while vigilance is necessary, it's equally important for investors to maintain a balanced perspective, recognizing that markets have historically demonstrated the capacity to overcome challenges.

Market pullbacks are normal and expected



Major stock market indices are still below their recent highs and it's always possible that investor unease could continue. The Nasdaq is still in correction territory, having fallen 10% from its peak, while the S&P 500 is only halfway to a correction. Still, history suggests that pullbacks and corrections are not only normal but can also be healthy as markets adjust to new economic, market, and company data. The accompanying chart shows that the typical correction involves a decline of 14% on average, which then recovers within four months. The key, however, is that the recovery can begin when investors least expect it.

So, while day-to-day swings can be unsettling for investors, it's far more important to understand the longer-term trends. The unwinding of the Japanese carry trade may have resulted in shockwaves across global markets, but there are signs that the situation is stabilizing. Focusing on the business cycle, corporate earnings, and underlying market factors

can help investors to see past near-term volatility.

The bottom line? Markets have felt fragile due to both economic concerns and technical factors such as the Japanese carry trade. Rather than worrying about short-term market swings, investors should focus on long-term trends in order to stay on track toward their financial goals.

The MRA Advisory Investment Committee

MRA Advisory Group

+1 844.672.7623

support@mraadv.com

www.mraadvisory.com

MRA Advisory Group ("MRA") does not guarantee the suitability or potential value of any specific investment or source of information and accepts no responsibility for reliance on such data. Past performance does not guarantee or indicate future results. This complete document is presented for informational purposes only and should not be considered as an offer to sell or as a solicitation of an offer to buy the securities or other instruments mentioned therein. Opinions expressed here are subject to change without prior notice. Products mentioned in this document may not be eligible for sale in some states or countries, nor suitable for all types of investors; their value and the income they produce may fluctuate and/or be negatively affected by exchange rates, interest rates or other factors. MRA is an SEC-registered investment advisor with principal offices in the state of New Jersey. Before investing, clients must complete a suitability profile with a MRA Advisory advisor in order to determine their investment objectives, time horizon, risk profile, among other factors. An individual portfolio recommendation will be presented to clients upon the completion of their respective suitability profile. MRA and its representatives comply with current registration and notification requirements imposed on registered investment advisers by the states in which Morris maintains clients. MRA may only conduct business in states in which it is registered/notified or qualifies for an exemption or exclusion from registration/notification requirements. This presentation is limited to the disclosure of general information regarding its investment advisory services. For information regarding MRA registration status, contact MRA or consult the Investment Adviser Public Disclosure website (www.adviserinfo.sec.gov). A complete description of MRA's fees is outlined in Part II of your Form ADV, which is available upon request or at www.mraadvisory.com